



K. C. Sharma & Co.

Head Office: 16, Avenue Road, 5th Fl., 13A
Mumbai - 400 002, Maharashtra, India. Phone: 220221
Telex: 202022KSC IND 3355583 84297 4893

Aravali
Annexure - IV
Rings

REQUISITE ANALYSIS RESULTS OF SAMPLES DRAWN BY THIRD PARTY DURING THE PERIOD OF: May - 2015 Date:

LOADING END ANALYSIS REPORT FOR DISTRIBUTION

NAME OF COAL COMPANY: Enlawa Coalfields MH Coastal MILWA

AREA: Bombay


ANALYSIS LABORATORY: Bombay

Sl. NO	Name of Strata/ Substrata/ Loading Point	Send and Declared (CV/Grade)	Date of Loading	No. of Wagon	Rate No.	Railway Receipt No.			Qty. as per RR	Destination	Sample Collection Date	TYPE	Analysis Report On				
						No.	Date	Item					Moisture	ASH%	CV	Grade	F Yield
1	S.S. Pass	G-4	05/05/15	5	01A	162003553	05/05/15	05	1005.95	MILWA	05/05/15	01A	15.7	15.7	6152	G-4	03447
2	ROAD-A	"	"	3	01G	162003550	"	"	211.9	"	"	01G	15.8	15.8	6172	G-4	03431
3	Khandwa	"	"	5	01C	162003581	"	"	120.51	"	"	01A	15.6	15.6	6151	G-4	03462
4	GNK-1	"	"	3	01D	162003549	"	"	201.14	"	"	01A	15.4	15.4	6192	G-4	03431
5	S.S. Pass	"	"	24	01E	162003548	"	"	1576.62	"	"	01A	15.8	15.8	6167	G-4	044904
6	ROAD-A	"	"	2	01F	162003552	"	"	501.42	"	"	01A	15.9	15.9	6155	G-4	034516
7	Thakari	"	"	8	01G	162003554	"	"	554.42	"	"	01A	15.7	15.7	6181	G-4	034781

1. Sample received for analysis was not found in loading order.
 2. Reason for the yield has been given in attachment with this application serial no. 151.
 3. For the 15th 15 0320 240 01 15 15 for the same reason of CV.
 4. Reason statement are enclosed.
 5. For the 15th 15 0320 240 01 15 15 for the same reason of CV.
 6. For the 15th 15 0320 240 01 15 15 for the same reason of CV.

Signature of Recd. Enlawa
 Name Enlawa
 Name of Coal Co. Enlawa

Signature of Recd. Aravali
 Name Aravali
 Name of Coal Co. Aravali



K. C. Sharma & Co.
 Authorized Signatory
 Name Aravali



K. C. Sharma & Co.

1500 Dufferin Street, Lucknow - 226001
Phone: 2611111, 2611112, 2611113
After 6:30 PM: 2611114, 2611115, 2611116

Atulya
Atmasure - IV
Date: _____

REVERSE ANALYSIS RESULTS OF SAMPLES DRAWN BY THIRD PARTY DURING THE PERIOD OF _____ LOADING END ANALYSIS REPORT FOR DISTRIBUTION

NAME OF COAL COMPANY: Kolaha, Kadirpali, M.D. Consumer - Mirzapur

AREA: Dumka


ANALYSIS LABORATORY: Dumka

Sl. No.	Name of Loading Point	Sized and Excluded or Unscreened	Type of Conveyer	No. of Pikes Nos.	Handover Received	Date	Qty. as per Bill of Materials	Distt. of Pkt. Container	Particle Collection	Tara	Gross Wt.	Net Wt.	As per Bill of Materials		
													Qty.	Wt.	Wt. %
1	S. B. P. S.	G-1	B	29	1622009923	15.5.16	1912.7	MIRAPUR	11.5.2	10.7	6.4	11.3	6192	504	0.0517
2	S. B. P. S.	G-1	B	29	1622009923	15.5.16	2812.2	MIRAPUR	11.5.2	10.7	6.6	15.4	6178	29	0.00234
3	S. B. P. S.	G-1	B	29	1622009923	15.5.16	271.2	MIRAPUR	11.5.2	10.7	6.1	6.0	1160	54	0.00271
4	S. B. P. S.	G-1	B	29	1622009923	15.5.16	49.2	MIRAPUR	11.5.2	10.7	6.2	12.2	5881	25	0.00248
5	S. B. P. S.	G-1	B	29	1622009923	15.5.16	110.4	MIRAPUR	11.5.2	10.7	6.4	15.2	6192	29	0.00234
6	S. B. P. S.	G-1	B	29	1622009923	15.5.16	228.4	MIRAPUR	11.5.2	10.7	6.5	18.5	6158	24	0.00214
7	S. B. P. S.	G-1	B	29	1622009923	15.5.16	301.2	MIRAPUR	11.5.2	10.7	6.5	15.8	6172	24	0.00224
8	S. B. P. S.	G-1	B	29	1622009923	15.5.16	194.2	MIRAPUR	11.5.2	10.7	6.0	11.8	6150	24	0.00224

1. Sample selected for analysis was received and to my knowledge of mine
 2. For the purpose of analysis, the sample was taken from the conveyor with the specification of 15.5.16
 3. The sample was taken from the conveyor with the specification of 15.5.16
 4. The sample was taken from the conveyor with the specification of 15.5.16
 5. The sample was taken from the conveyor with the specification of 15.5.16

Signature of Rep. [Signature]
 Name: Shri. Chandra Kumar
 Designation: Asst. Manager

Signature of Officer [Signature]
 Name: [Name]
 Designation: [Designation]



PACKAGE ANALYSIS RESULTS OF SAMPLES DRAWN BY THIRD PARTY DURING THE PERIOD DECEMBER 2015
 LOADWELL ENVIRONMENTAL SERVICES REPORT TO COUNCIL (RFL 1103)

Approved:


Name of the Coal/Company: ECL
 Area - Southern District Area
 Analysis location: Scepter District & Wanda

SRNO	Name of Location	Swab No	Drift Idg	Probe No	Swab / Recd	1. Probe No	2. Probe No	Name of Probe	3. Sample No	TM %	4. Method used for analysis	5. Condition of probe after each sample	6. %	7. %	8. %	9. %
1	SSEP-1	G-4	02-05-2015	2018	152004952	48382	138021	MCKE	27-25-2015	10.22	3.99	16.11	6.87			
2	SSEP-2	G-4	02-05-2015	2018	152004951	48382	8815	MCKE	27-25-2015	10.40	3.97	16.00	6.89			
3	SSEP-3	G-4	02-05-2015	2018	152004950	48382	15243	MCKE	27-25-2015	10.80	6.01	15.90	6.75			
4	SSEP-4	G-4	02-05-2015	2018	152004950	48104	15243	MCKE	27-25-2015	10.90	5.99	15.80	6.95			
5	SSEP-5	G-4	02-05-2015	2018	152004951	48104	82147	MCKE	27-25-2015	10.10	5.91	15.82	6.27			
6	SSEP-6	G-4	02-05-2015	2018	152004950	48105	25802	MCKE	27-25-2015	10.25	5.97	15.90	6.72			
7	SSEP-7	G-4	02-05-2015	2018	152004951	48107	16743	MCKE	27-25-2015	10.87	5.98	16.10	6.13			
8	SSEP-8	G-4	02-05-2015	2018	152004952	48107	73753	MCKE	27-25-2015	10.50	5.94	15.80	6.14			
9	SSEP-9	G-4	02-05-2015	2018	152004950	48108	15113	MCKE	27-25-2015	10.40	5.92	15.70	6.03			
10	SSEP-10	G-4	02-05-2015	2018	152004950	48109	12245	MCKE	27-25-2015	10.20	5.89	15.90	6.78			
11	SSEP-11	G-4	02-05-2015	2018	152004951	48109	15214	MCKE	27-25-2015	10.90	5.99	15.80	6.74			
12	SSEP-12	G-4	02-05-2015	2018	152004952	48121	125068	MCKE	27-25-2015	10.70	6.01	15.80	6.34			
13	SSEP-13	G-4	02-05-2015	2018	152004951	48122	18443	MCKE	27-25-2015	10.70	6.05	16.10	5.97			
14	SSEP-14	G-4	02-05-2015	2018	152004952	48122	82749	MCKE	27-25-2015	10.20	6.01	16.30	6.77			
15	SSEP-15	G-4	02-05-2015	2018	152004952	48122	121068	MCKE	27-25-2015	10.00	6.02	16.50	6.74			
16	SSEP-16	G-4	02-05-2015	2018	152004954	48123	149235	MCKE	27-25-2015	10.30	5.99	16.40	6.42			
17	SSEP-17	G-4	02-05-2015	2018	152004953	48123	72829	MCKE	27-25-2015	10.40	5.91	16.30	6.77			
18	SSEP-18	G-4	02-05-2015	2018	152004952	48123	132001	MCKE	27-25-2015	10.20	5.89	16.00	6.24			
19	SSEP-19	G-4	02-05-2015	2018	152004952	48123	17236	MCKE	27-25-2015	10.30	5.98	16.10	6.78			
20	SSEP-20	G-4	02-05-2015	2018	152004953	48123	2914	MCKE	27-25-2015	10.80	6.01	16.20	6.72			
21	SSEP-21	G-4	02-05-2015	2018	152004957	48124	141221	MCKE	27-25-2015	10.90	6.08	16.30	6.25			

1. Swabs retrieved for analysis were sealed and given a stamp at loading site.
2. Probe which had not been done in accordance with ECL specification is shown in red.
3. Values shown in red are invalid.
4. For Probe Report, refer file no. 021-021-021-021 to be taken as separate.

Signature of Rep. of S.A.
 1. Area Sales manager, SDA
 2. CM/351, 578 HQ
 3. Coalfield

Signature of Rep. of Power House
 Date



RESULTS OF ANALYSIS OF SOILS DRAWN BY THE STATE LABORATORY OF MINES AND GEOLOGY FOR THE YEAR 1910

Name of the land owner: ...
 Name of the land: ...

No.	Name of land	Date of analysis	Locality	Depth	Weight	Analysis	Remarks	Price	Name of analyst	Date of analysis	Price	Name of analyst	Date of analysis
1
2
3
4
5
6
7
8
9
10
11
12
13
14
15
16
17
18
19
20
21
22
23
24
25
26
27
28
29
30
31
32
33
34
35
36
37
38
39
40
41
42

1. Samples received for analysis were...
 2. Payment for analysis has been...
 3. Payment for analysis has been...
 4. Payment for analysis has been...

State of Ohio
 Division of Geology
 Columbus, Ohio



State of Ohio
 Department of Geology
 Columbus, Ohio

Approved:

**REVERSE ANALYSIS RESULTS OF SAMPLER DRAWN BY THIRD PARTY DURING THE PERIOD OF VAN 2015
LOADING AND ANALYSIS RESULTS FOR BIRMIJL 24**

Approval

Name of the local Company: **ABC**
Area: **Shenpur Farm Area**

Approved Laboratory: **Computer Based & Kerala**

SL No	Name of Colony	Decanted On	Date of Recd	No of Boxes	Residual Receipt	Fat %	F.R. On	Name of TDS	Sample Analysis Date	M.F.	Percentage on water basis		OT	
											M.F.	OT		
43	SEP	G-1	15-05-2015	32155	143000279	48551	1870	MILK	24-05-2015	10.80	5.88	1520	4175	G-1
44	SEP	G-1	15-05-2015	13155	102000970	48512	1870	MILK	24-05-2015	10.20	5.94	1500	4211	G-1
45	SEP	G-1	15-05-2015	12155	102000936	48511	1870	MILK	24-05-2015	10.70	5.89	1516	4243	G-1
46	SEP	G-1	17-05-2015	27165	162000079	48545	1765	MILK	24-05-2015	10.90	5.28	1670	4124	G-1
47	SEP	G-1	17-05-2015	18165	162000072	48549	1272	MILK	24-05-2015	10.80	5.28	1630	4175	G-1
48	SEP	G-1	17-05-2015	11165	152000072	48547	0419	MILK	24-05-2015	10.70	5.21	1645	4174	G-1
49	SEP	G-1	18-05-2015	26175	102000096	48560	1868	MILK	24-05-2015	10.50	5.89	1579	4212	G-1
50	SEP	G-1	18-05-2015	18178	162000092	48581	1201	MILK	24-05-2015	10.80	5.28	1623	4187	G-1
51	SEP	G-1	18-05-2015	19172	152000096	48582	1201	MILK	24-05-2015	10.20	5.21	1655	4242	G-1
52	SEP	G-1	20-05-2015	22182	152000088	48578	1051	MILK	24-05-2015	10.30	5.95	1525	4245	G-1
53	SEP	G-1	20-05-2015	19180	152000090	48579	1252	MILK	24-05-2015	10.40	5.89	1520	4178	G-1
54	SEP	G-1	20-05-2015	17182	152000089	48580	1071	MILK	24-05-2015	10.60	5.11	1671	4148	G-1
55	SEP	G-1	22-05-2015	22182	162000083	48511	0357	MILK	24-05-2015	10.20	5.86	1640	4164	G-1
56	SEP	G-1	22-05-2015	15198	152000085	48512	0326	MILK	24-05-2015	10.40	5.84	1670	4176	G-1
57	SEP	G-1	23-05-2015	22182	162000091	48513	241	MILK	24-05-2015	10.50	5.92	1630	4108	G-1
58	SEP	G-1	23-05-2015	23182	142000032	48514	1420	MILK	24-05-2015	10.50	5.12	1650	4128	G-1
59	SEP	G-1	23-05-2015	14226	142000032	48515	830	MILK	24-05-2015	10.40	5.94	1670	4189	G-1
60	SEP	G-1	23-05-2015	22182	142000032	48516	830	MILK	24-05-2015	10.10	5.91	1630	4244	G-1
61	SEP	G-1	23-05-2015	22182	162000032	48520	1452	MILK	24-05-2015	10.30	5.85	1670	4224	G-1
62	SEP	G-1	24-05-2015	18216	162000028	48521	948	MILK	24-05-2015	10.40	5.88	1650	4190	G-1
63	SEP	G-1	25-05-2015	21212	162000030	48522	1263	MILK	24-05-2015	10.60	7.00	1640	4147	G-1

1. Samples received, or analysed and sealed and signed by signed by loading staff.
2. Physical methods are used, same in accordance with BIS specifications IS: 1500 Part 1, 1501 & 1502 Part 1, 1970 for determination of CV.
3. Wholesaler Statement are enclosed.
4. For Role: **Inspector**, **Officer**, **Practical** etc. statement is in the enclosed separate copy.

Signature of HCP of S.S.A.
1. Area Officer
2. HCP
3. Officer



Signature of HCP of Muzhappilangudi

Signature of HCP of An Party

STATEMENT ANALYSIS REPORT FOR SAMPLES DRAWN BY THE SUPPLY DURING THE PERIOD OF MAY 2015
 LOCATION: END ANNAI VARS REPORT FOR DISSEMINATION

Name of the Client Company: ECL
 Area: Bangalore District Area
 Analyte: Value along / Sample Based A Length

S No	Name of Party	Decomposed Or Not	Date of Sample	Up of Base No	Refinery Name	From No	From Qty	Name of Type	Value	Wt %	Analysis result in percentage	Wt %	SR
64	SBP	G-4	24.05.2015	28	Q2A	48032	1500.05	MNGR	30.05.2015	10.30	5.98	15.90	6271
65	SBP	G-4	24.05.2015	13	Q2E	48033	512.40	MNGR	31.05.2015	16.40	5.89	15.90	6196
66	SBP	G-4	24.05.2015	17	Q2C	48034	332.27	MNGR	30.05.2015	16.19	5.81	16.80	6247
67	SBP	G-4	25.05.2015	25	Q2A	48035	1851.1	MNGR	30.05.2015	10.93	5.00	16.20	6179
68	SBP	G-4	25.05.2015	15	Q2B	48036	985.3	MNGR	31.05.2015	10.10	5.99	16.00	6158
69	SBP	G-4	25.05.2015	14	Q2C	48037	1.98	MNGR	30.05.2015	16.30	5.81	15.90	6275
70	SBP	G-4	30.05.2015	21	Q2A	48038	1322.54	MNGR	05.06.2015	16.60	5.00	16.30	6172
71	SBP	G-4	30.05.2015	19	Q2D	48039	897.07	MNGR	05.06.2015	16.40	5.86	16.10	6180
72	SBP	G-4	31.05.2015	23	Q2C	48040	63	MNGR	05.06.2015	10.20	5.86	15.90	6213
73	SBP	G-4	31.05.2015	25	Q2A	48041	1584.8	MNGR	05.06.2015	10.80	5.87	15.90	6196
74	SBP	G-4	31.05.2015	14	Q2B	48042	927.7	MNGR	05.06.2015	10.70	5.25	15.30	6219
75	SBP	G-4	31.05.2015	18	Q2C	48043	1190.4	MNGR	30.05.2015	10.40	5.30	16.20	6175

1. Samples received for analysis were sealed and safely signed at loading entry.
2. Respective receipts has been given at company with S.No. Serial No. 5134 (Part-1), 1982 & 15 - 320 (Part-2), 1570 for verification of QCV.
3. Witness statement is enclosed.
4. For Force, Foreman, Seal, Plus fill in the statement to be in witness separately.

Signature of Supplier S.B.A.
 1. Adva Sales Insurance, SBA
 2. GMA CO, DCL HQ
 3. Consultant



Signature of Rep. of Power House



Signature of Rep. of 3rd Party

Aravali



K. C. Sharma & Co.

Registered Office: 15, Anand Apartments, No. 52
Ward - 270, Basah Road, Gandhinagar (Gurgaon) Haryana-122 001
Tel: 01296-74331, 74332, 74333, 74334, 74335, 74336, 74337, 74338

Approved: **Annexure - IV**

Date: 11/6/15

REVERSE ANALYSIS RESULTS OF SAMPLES DRAWN BY THIRD PARTY DURING THE PERIOD OF May-15
LOADING END ANALYSIS REPORT FOR DISTRIBUTION

NAME OF COAL COMPANY: Eastern Coalfield Ltd

AREA: Keonjhar Area

ANALYSIS LABORATORY: Regional Area Lab

Keonjhar Area

ANANDAPUR, HIRER

Sl. No	Name of siding, Colliery/Loading Point	Size and Dispatched Quantity	Date of Loading	No. of Ticks Wgt.	No. of Ticks %	Railways Receipts		Qty. as per RR	Destination Shd. Consumer	Sample Collection Date	TMS	MN	Authorized Reckon. Certified Consultant		P. No. of No.	
						No.	Date						ASLT%	CGW		
1	Wardah siding	5-3	11/5/15	02		162000	251	175.00	MILKA	11/5/15	10.0	6.3	12.5	6489	6-3	023924
2	Wardah siding	5-4		05		162000	822	38.5	"	"	10.1	6.2	14.1	6051	6-3	803965
3	Wardah siding	5-4		42		162000	29	27.9	"	"	9.9	6.0	15.2	6277	6-4	024912
4	Wardah siding	5-4		34		162000	20	26.8	"	"	9.8	6.1	15.5	6285	6-4	023923
5	Wardah siding	5-2	01/5/15	10		161000	251	68.6	"	11/5/15	10.1	6.4	17.0	6532	6-3	023942
6	Wardah siding	5-4		33		161000	250	20.1	"	"	9.9	5.9	15.4	6219	6-4	803269
7	Wardah siding	5-4		40		163000	848	29.1	"	"	9.8	6.0	15.3	6259	6-4	024915
8	Wardah siding	5-4		65		169000	849	24.7	"	"	9.9	6.1	15.8	6308	6-4	023941

1. Sample received for analysis must be sealed and jointly signed at loading berth.
2. Proximate analysis has been done in accordance with BIS specification IS 1354 Part-I, 1994 & IS 1354 Part-II, 1970 for different grades of COA.
3. Moisture & volatile are indicated.
4. For heat & power, see the separate Statement to be furnished separately.

Charter/owner: Coal Company
 Preparation and Sign (CO):
 Name: KASHI JENA
 Name of Dept: LABOR, WDA

Signature of Rep. [Signature]
 Name: [Name]
 Name of Purchasing Corporation: [Name]



K. C. Sharma & Co.
 Authorisation Sign: [Signature]
 Name: [Name]
 Name of Sign: [Name]

K. C. Sharma & Co.

Head Office: Bhubaneswar, India - 751 004
 Branch: 200, L.B. Road, New Cut, Bhubaneswar - 751 001
 Branch: 200, L.B. Road, New Cut, Bhubaneswar - 751 001

Annexure - IV
 Date: 11/16/15

SPKEMSE ANALYSIS RESULTS OF SAMPLES DRAWN BY THIRD PARTY DURING THE PERIOD OF 14.02.15 TO 15.02.15
 LOADING END ANALYSIS REPORT FOR DISTRIBUTION.

NAME OF COAL COMPANY: Essequibo Coal Field Ltd.

AREA: Anger

ANALYSIS LABORATORY: Anger, Anger, Anger

Sl. No.	Name of Station/ Mine/ Pit	Size and Method of Sampling	Date of Loading	No. of Wagon	Gate No.	Substance Received		Qty. in Ton	Qty. in Ton	Total	Remarks	Signature of Receiver	Date	Approved by		Signature of Analyst	Date	
						NO	DATE							Signature	Date			
1	Tran Road Mine	300	14/02/15	09	16170	2028		650.0	101.6	751.6								
2	Tran Road Mine	300	15/02/15	27	16100	2028		71.0	101.6	172.6								
3	Tran Road Mine	300	15/02/15	44	16200	2028		31.4	101.6	133.0								
4	Tran Road Mine	300	15/02/15	66	16200	2028		27.0	101.6	128.6								

1. Samples collected for analysis were found to be of good quality.
 2. The results of analysis are given in the table below.
 3. The results of analysis are given in the table below.
 4. The results of analysis are given in the table below.
 5. The results of analysis are given in the table below.

Signature of Receiver: [Signature]
 Name: [Name]
 Designation: [Designation]

Signature of Analyst: [Signature]
 Name: [Name]
 Designation: [Designation]

K. C. Sharma & Co.
 Authorized Signatory



Nature of Sample: Cooked Lentils
 Date: 21/05/2015
 Ref: AY/2015/...

EASTERN COALFIELDS LIMITED
 Quality Control Dept. Sanitation, Udaipur-733338

Month of May 2015

Date: 21/05/2015

Sl. No.	Name of Sample	Qty	Weight (kg)	No. of Sample	Contd. No.	Fin. No.	Total Weight	Age	Temp. (°C)	Temp. (°F)	Calculated % Solids	Grade	Remarks
1	Maharastra	01	5487.82	57	145115	ADYL	0427222	49	1.4	48.7	42.518	57	
2	Goan	01	849.25	55	"	"	42793	10	1.2	46.8	40.882	55	
3	Tamil	02	985.04	57	215116	"	42818	15	1.5	48.5	39.5292	57	
4	Andhra	02	2768.54	55	"	"	42814	11	1.3	48.2	41.5920	55	
5	Tamil	02	957.0	57	235116	"	42811	15	1.4	48.4	38.5922	57	
6	Goan	02	2880.70	55	"	"	42812	13	1.2	48.1	51.5930	55	
7	Maharastra	04	1606.29	57	245115	"	42819	25	1.6	48.9	45.5930	55	
8	Goan	04	1958.26	55	"	"	42814	30	1.1	48.2	48.5918	55	
9	Andhra	05	1180.34	57	258116	"	42815	18	1.5	48.4	39.5929	57	
10	Goan	05	2781.60	55	"	"	42818	14	1.2	48.1	48.5977	55	
11													
12													
13													
14													
15													

1. Cereal Manager (CO) Ltd.
 2. Area Sales Manager, Udaipur
 3. Manager, Udaipur

Signature of Cereal Manager
 Signature of Area Sales Manager
 Signature of Manager

Dr. ...
 Research Soil Laboratory
 BANGALORE



K. C. Sharma & Co.

Head Office: 16, Annapurna, New Market, Lucknow
Branch Office: 10, Ganga Ghat, Lucknow
Phone: 222222, 222222, 222222

K. C. Sharma
Annexure - IV
Date: 05/06/2015

REFERENCE ANALYSIS RESULTS OF SAMPLES DRAWN BY THIRD PARTY DURING THE PERIOD OF _____

MAY - 2015

NAME OF COAL COMPANY: Eastern Coalfields Ltd.

AREA: Kanada

ANALYSIS LABORATORY: Kanada

LOADING ENIT ANALYSIS REPORT FOR DISTRIBUTION

Sl. No.	Name of Sealing Coal/Length/Loading Point	Brand and Declination	Date of Loading	No. of Tare No.	Tare Weight		Dry wt. Per Tare	Institutional P.W. (Company)	Sieve Collection (Size)	T.M.	M.K.	Analytical Condition		F. Hold No.	
					Wt.	Date						ASH%	QCV		
1	1	2	3	4	5	6	7	8	9	10	11	12	13	14	15
1	1	2	3	4	5	6	7	8	9	10	11	12	13	14	15
2	1	2	3	4	5	6	7	8	9	10	11	12	13	14	15
3	1	2	3	4	5	6	7	8	9	10	11	12	13	14	15

1. Samples received for analysis were analyzed and reported as follows
2. Samples analyzed for ash content were analyzed as per IS 1350 Part II
3. Samples analyzed for moisture content were analyzed as per IS 1350 Part II
4. Samples analyzed for volatile matter were analyzed as per IS 1350 Part II
5. For Road Analysis, Data Book Form No. 2000/2015 to be verified accordingly

Signature of Analyst: [Signature]
 Name: [Name]
 Designation: [Designation]
 Date: [Date]

Signature of Client: [Signature]
 Name: [Name]
 Designation: [Designation]
 Date: [Date]

Signature of Supervisor: [Signature]
 Name: [Name]
 Designation: [Designation]
 Date: [Date]

Signature of Manager: [Signature]
 Name: [Name]
 Designation: [Designation]
 Date: [Date]

K. C. Sharma & Co.
 Authorized Signatory

[Signature]
 Name: [Name]
 Designation: [Designation]
 Date: [Date]

K. C. Sharma & Co.

Head Office: 15, Anandapuri, New Delhi-110021
 West Bengal: 100, Beliaghata, Kolkata-700010
 Andhra Pradesh: 20, NTR Road, Hyderabad-500004
 Telephone: 2242910 (Kolkata), 51722 (Delhi), 55288 (Hyderabad)

Approved: _____
 Annexure - IV

REVERSE ANALYSIS RESULTS OF SAMPLES DRAWN BY THIRD PARTY DURING THE PERIOD OF March - 15
 LOADING END ANALYSIS REPORT FOR DISTRIBUTION

NAME OF COAL COMPANY: Eastern Coal Field Ltd. Wardha Area
 ARFA: Wardha Area
 ANALYSIS LABORATORY: Kanwarpora, Jharkhand Consumer: WRCM (14627222)

Sl. No.	Name of Sampling Point	Standard Excess or Deficiency	Date of Loading	No. of Trolleys	Trolley Receipt No.	Trolley Receipt		Qty. in MT/MT	Destination (Final Consignment)	Sample Collection Date	TWT	Mts	Ashes, Sulfur & Sulfur Dioxide		Grade	S. No.
						No.	Date						wt %	wt %		
1	North, Kanwarpora	6.4	4/15/15	59	162000248	16	16	5.8	M/S KRC	4/15/15	9.8	16.7	6.258	6.4	0202847	
2	North, Kanwarpora	6.6	4/15/15	59	162000249	16	16	5.8	M/S KRC	4/15/15	9.8	16.8	6.245	6.4	0202848	
3	North, Kanwarpora	6.6	4/15/15	59	162000250	16	16	5.8	M/S KRC	4/15/15	9.8	16.8	6.245	6.4	0202849	
4	North, Kanwarpora	6.3	4/15/15	59	162000251	16	16	5.8	M/S KRC	4/15/15	9.8	16.8	6.245	6.4	0202850	
5	North, Kanwarpora	6.5	4/15/15	59	162000252	16	16	5.8	M/S KRC	4/15/15	9.8	16.8	6.245	6.4	0202851	
6	North, Kanwarpora	6.4	4/15/15	59	162000253	16	16	5.8	M/S KRC	4/15/15	9.8	16.8	6.245	6.4	0202852	
7	North, Kanwarpora	6.2	4/15/15	59	162000254	16	16	5.8	M/S KRC	4/15/15	9.8	16.8	6.245	6.4	0202853	
8	North, Kanwarpora	6.3	4/15/15	59	162000255	16	16	5.8	M/S KRC	4/15/15	9.8	16.8	6.245	6.4	0202854	
9	North, Kanwarpora	6.5	4/15/15	59	162000256	16	16	5.8	M/S KRC	4/15/15	9.8	16.8	6.245	6.4	0202855	

1. The above analysis is for analysis only and is not valid for any other purpose.
2. The above analysis is for analysis only and is not valid for any other purpose.
3. The above analysis is for analysis only and is not valid for any other purpose.
4. The above analysis is for analysis only and is not valid for any other purpose.
5. The above analysis is for analysis only and is not valid for any other purpose.
6. The above analysis is for analysis only and is not valid for any other purpose.
7. The above analysis is for analysis only and is not valid for any other purpose.
8. The above analysis is for analysis only and is not valid for any other purpose.
9. The above analysis is for analysis only and is not valid for any other purpose.
10. The above analysis is for analysis only and is not valid for any other purpose.



Signature of Shipper: _____
 Name: _____
 Name of Purchaser: _____

Authorized Signatory: _____
 K. C. Sharma & Co.

K. C. Sharma & Co.

17
 Post Office: 46, Service Examine, 74010, 28
 Head Office: 1, 2nd Floor, Gandhi Road, Sector 20, 20
 Telephone: 022-2624000, 451, 5072, 5038, 5039, 1481

Annexure - IV

USE ANALYSIS RESULTS OF SAMPLES DRAWN BY THIRD PARTY DURING THE PERIOD OF: May-15

LOADING END ANALYSIS REPORT FOR DISTRIBUTION

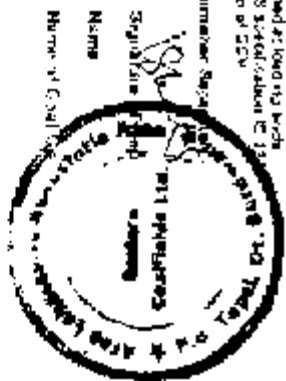
NAME OF COAL COMPANY: Eastern Coal Field Ltd.

AREA: Kyaukse Area Kyaukse Area, Kyaukse Area, Kyaukse Area

ANALYSIS LABORATORY: Kyaukse Area Lab.

Sl. No.	Name of Selling Unit	Grade and Decline (G/D)	Date of Loading	No. of Tons	Date No.	Railways Receipt		Qty. as per RR	Destination (W/L)	Sample Collector	Tonnage	Analysis Report On				
						No.	Date					W/L	W/L	W/L	W/L	W/L
1	Yarwood 654	G-4	20/15	05	162000	941	369.0	MGR	28/15	9.7	6.2	12.9	6064	9.5	024584	
2	Yarwood 654	G-4	11	14	162000	942	995.5	11	11	9.2	5.1	12.0	6219	9.4	024655	
3	Yarwood 654	G-3	11	15	162000	943	1026.6	11	11	9.5	5.3	12.4	6819	9.3	024605	
4	Yarwood 654	G-3	4	14	162000	944	1050.52	11	11	10.1	5.0	12.4	6550	9.3	024604	
5	Yarwood 654	G-5	11	10	162000	945	919.3	11	11	9.7	4.7	11.4	6786	9.5	024607	
6	Yarwood 654	G-7	Sold in 10	1	162000	947	455.8	11	11	9.5	5.5	10.9	6164	9.4	024556	
7	Yarwood 654	G-9	11	9	162000	948	667.10	11	11	10.0	5.5	12.3	6319	9.4	024557	
8	Yarwood 654	G-3	11	20	162000	949	1929.58	11	11	10.3	5.2	12.3	6562	9.3	024608	
9	Yarwood 654	G-5	11	19	162000	946	1957.80	11	11	9.8	5.3	12.8	6721	9.8	024609	

1. Samples received for analysis were sealed and identity signed at load as per
 2. Periodic analysis has been done for accordance with BS standard C 13
 (Part - 1) 194 & B : 1960 (Part 1) 1971 for determination of GCV
 3. Higher's tests have been realized
 4. For local purposes, last type like etc. Selected information may be
 Distribution: Great Dane
 Transportation Dept.
 No. of the GML/DCI/Coal Co.
 Purchaser's Reference



Signature of Rep. [Signature]
 Name [Name]
 Name of Purchaser's Representative [Name]

Signature of Seller [Signature]
 Name [Name]
 Name of Seller [Name]

K. C. Sharma & Co.
 Authorized Signature

K. C. Sharma & Co.

Office: 16, Annapurna, Phase 19A,
 1st Floor, Laxmi Nagar, Sarita Vihar, New Delhi-110 021
 Phone: 26122021, 26122022, 26122023, 26122024

Report Annexure - IV

Date: _____

ANALYSIS RESULTS OF SAMPLES DRAWN BY THIRD PARTY DURING THE PERIOD OF _____
 LOADING AND ANALYSIS REPORT FOR DISTRIBUTION

NAME OF COAL COMPANY: Essence Coal Field Ltd.

AREA: Punjabia Area

ANALYSIS LABORATORY: K. C. Sharma & Co. Lab.

Sl. No.	Name of Sample Collected/Labeling Point	Speed and Loading	Date of Loading	No. of Tons	Rate No.	Rate No.	Date	Div. or Per. No.	Description of Sample	Sample Collection Date	Tonnage	Available Residue				
												100%	80%	60%	40%	20%
1	Narayan Petha	604	20/11/70	500	11200	285	08/28/70	MT/GK	51511	946	512	1555	6259	604	10410370	

- Sample analyzed for analysis as per standard method of the Government of India.
- Analysis made by the Laboratory as per the standard method of the Government of India.
- Analysis made by the Laboratory as per the standard method of the Government of India.
- Analysis made by the Laboratory as per the standard method of the Government of India.



Signature of Head of Laboratory
 Name: _____
 Address: _____

Signature of Head of Laboratory
 Name: K. C. Sharma
 Address: _____

K. C. Sharma & Co.
 Authorized Signatory

Asst. Mgr.

K.C.SHARMA & CO.
 SUPERINTENDENCE CO. OF INDIA (PVT.) LTD.
 PAKewise ANALYSIS RESULTS OF SAMPLES DRAWN BY THIRD PARTY DURING THE PERIOD OF MAY 2015
 LOADING END ANALYSIS REPORT FOR DISTRIBUTION

Name of the Coal Company: HCL
 Area: S.B.A.R.P.A.S.F.C. III (DAI LIFEPAINT SLICING)
 Analytical Laboratory: Paradeswar area Laboratory.

Sl.No	Name of Colliery/Sliding	Production Grade	Dt. of Ldg	No. of Bags	Rate %	P No.		P.F.No.	Destination	Sample taken date	TM %	Analysis result on equilibrated sample			
						No.	Date					M% of 20% P.M. 40°C temp./5CV	Adm%	SCV	Gf
1	SBP (DLB S0G)	G-4	01.05.15	51	1A	044541	01.05.15	3444.59	MIGK	01.05.15	0.6	6.29	15.76	5.07	G-4
2	SBP (DLB S0G)	G-4	02.05.15	50	2	044542	02.05.15	3891.62	MIGK	02.05.15	0.9	5.34	15.88	5.182	G-4
3	SBP (DLB S0G)	G-4	05.05.15	50	3A	044547	05.05.15	3327.52	MIGK	05.05.15	0.8	5.28	15.72	5.186	G-4
4	SBP (DLB S0G)	G-4	06.05.15	36	4A	044549	06.05.15	2424.22	MIGK	06.05.15	0.5	5.19	17.23	5.248	G-4
5	SBP (DLB S0G)	G-4	07.05.15	59	5	044550	07.05.15	3921.71	MIGK	07.05.15	0.8	5.41	15.26	5.191	G-4
6	SBP (DLB S0G)	G-4	11.05.15	44	6A	044556	11.05.15	2842.85	MIGK	11.05.15	0.6	5.38	15.24	5.285	G-4
7	SBP (DLB S0G)	G-4	14.05.15	59	7	044560	14.05.15	3884.35	MIGK	14.05.15	0.7	5.37	15.71	5.171	G-4
8	SBP (DLB S0G)	G-4	14.05.15	43	8A	044561	14.05.15	2818.70	MIGK	14.05.15	0.3	5.17	16.20	5.141	G-4
9	SBP (DLB S0G)	G-4	15.05.15	57	9	044562	15.05.15	3940.90	MIGK	15.05.15	0.8	5.42	15.19	5.218	G-4
10	SBP (DLB S0G)	G-4	24.05.15	44	10A	044575	24.05.15	2853.02	MIGK	24.05.15	0.6	5.39	15.82	5.198	G-4
11	SBP (DLB S0G)	G-4	25.05.15	43	11A	044576	25.05.15	2878.39	MIGK	25.05.15	0.5	5.45	15.67	5.178	G-4

1. Samples received for analysis were sealed and duly signed at loading ends.
2. From which analysis has been done in accordance with IS 1350 Part I, 1984 & IS 1350 Part II, 1976 for determination of GCV
3. Weigh's statement are enclosed
4. For Report, Scrapway, Belt Fire line are attached to be furnished separately

Date: _____
 Signature of Rep
 Name of Rep: _____
 Name of Coal Company: _____
 (For Distribution to K.S.A. I.C.L.)

Signature of Rep
 Name: _____
 Name of Consumer: _____

Signature of Rep
 Name: _____
 Name of Third Party: _____



Aravali

K.C. SHARMA & CO.
RAKEWISE ANALYSIS RESULTS OF SAMPLES DRAWN BY THIRD PARTY DURING THE PERIOD OF: MAY 2015
LOADING AND ANALYSIS REPORT FOR DISTRIBUTION

Name of the Coal Company- ECL
 Area - Pandaveswar
 Analysis Laboratory- Pandaveswar area Laboratory

S. No	Name of Sampled %	Inherent Moisture	No. of Lot	No. of Box	Rack No	F. No.		Lot No.	Destination	Storage	FM %	Analysis result on approved specimen of 50% R.L. & G. Temp/GCV			
						No.	Date					ARI%	GCV	TA	
1	KTD-G2P	G-5	03.06.15	50	15/S	047464	03.05.15	3870.33	MIGK	03.05.15	10.6	8.38	18.79	5864	G-5
2	KTD-G2P	G-5	13.06.15	59	25/S	047460	13.05.15	3791.28	MIGK	13.05.15	10.6	6.19	18.94	5852	G-5
3	KTD-G2P	G-3	20.06.15	58	35/S	047492	20.05.15	3861.78	MIGK	20.05.15	10.7	8.27	18.24	5843	G-5
4	KTD-G2P	G-3	06.06.15	20	48	042059	06.05.15	3808.74	MIGK	06.05.15	10.5	6.34	12.43	5471	G-3
5	KTD-G2P	G-3	14.06.15	15	88	042054	14.05.15	3893.50	MIGK	14.05.15	10.6	6.49	12.35	5456	G-3
6	KTD-G2P	G-3	24.06.15	15	108	042071	24.05.15	3822.82	MIGK	24.05.15	10.7	6.37	12.25	5450	G-3
7	KTD-G2P	G-3	25.06.15	15	118	042072	25.05.15	341.45	MIGK	25.05.15	10.3	6.44	12.01	5505	G-3
8	Pandaveswar	G-4	31.06.15	8	18	028545	01.06.15	537.07	MIGK	01.06.15	10.9	6.27	13.67	5385	G-4
9	Pandaveswar	G-4	30.06.15	9	38	028543	06.05.15	591.75	MIGK	05.05.15	10.4	6.50	15.73	5149	G-4
10	Pandaveswar	G-4	11.06.15	15	68	042753	11.05.15	972.80	MIGK	11.05.15	10.8	6.43	15.17	5210	G-4

1783140

1. Samples collected for analysis were sealed and jointly signed at loading ends.
2. Proximate analysis has been done in accordance with BIS specification IS 1350 (Part 1, 1992) & IS 1350 (Part 2, 1979) for determination of GCV.
3. Wagon statement are enclosed.
4. For Road Receipt, Bill, Pass book etc. statement is furnished separately.

Date:

Signature of Rep.
 Name: *[Signature]*
 Name of Coal Company: Pandaveswar Area Laboratory

Signature of Rep.
 Name: *[Signature]*
 Name of Consumer: *[Signature]*

Signature of Rep.
 Name: *[Signature]*
 Name of Third Party: *[Signature]*

